









Configurable, Ergonomic Optical Inspection Systems

Industrial build quality with premium imaging, a wide zoom range and large working distance for fast and flexible visual inspection, analysis, measurements and documentation.

The Inspectis visual inspection systems feature the cutting edge 4K digital camera technology equipped with high resolution motorised zoom lens and fast precise auto-focus.

Inspectis Systems

Which Digital Microscope is most suitable for your task?

Technology	Products	Resolution Frame Rate	Keynote	LWD Version	Most Suitable for
	U50s	@ 3840x2160 8.3.0Mp 60 fps	Ultimate 4K 60fps performance for exceptional demands	Available	All the benefits of 4K inspection plus lag free video when viewing fast moving objects. U50s series features 60 frames per second video streaming, higher sensitivity, higher dynamic range and greater zoom range (50:1) with more magnification. A universal solution, perhaps the only version you will ever need.
	U30, U30s U10, U10s	@ 3840x2160 8.3.0Mp 30 fps	Universal first choice for the majority of inspection tasks	Available	Virtually all tasks will be better using 4K, which gives higher resolution and better measurement accuracy than FHD. First choice when inspecting 0402 components or smaller.
	F30s, F30 F35s, F35	@ 1920x1080 2.1Mp 60 fps	Top FHD performance Low cost	Available	General inspection and quality control tasks where small details are less important. Live working tasks such as rework soldering.
	C12s, C12	@ 1280x720 1Mp 60 fps	Low cost All-in-one built-in SD-card image capture	Not Available	Simple plug-and-play instrument delivering sharp, punchy images.
	USB Digital Microscope	@ 2592x1944 5.0Mp 60 fps	Small form factor and portable with Software & APP	Not Available	For hand-held operation or high-magnification inspection of small objects at a fix magnification. Ideal for integration into machines, flow hoods, or places with limited space.
	Analogue Full HD Video Microscope	30 fps @ 1920x1080 2.1Mp	Small form factor with analogue video	Not Available	For real-time visual inspection and assembly work at a fix magnification. Ideal for integration into machines, flow hoods, or places with limited space.


System Package: Advanced

Robust and high-resolution 4K digital inspection system for advanced optical inspection, quality control, R&D, measurements, analysis, reporting and documentation of any object especially PCB:s and electronic components.



HD-016-KIT-ADV

HD-116-KIT-ADV



System configuration 4K

- Inspectis U50s or U30s, 2160p 60/30fps Digital Microscope
- +10 or +5 diopter extra Lens (optional)
- White LED Ring-light incl. Diffuse and Transparent Filters
- Robust Track Stand with large Antistatic Base
- Antistatic XY-Floating Board with Magnetic Pegs
- INSPECTIS© Pro software with 4K USB Capture

Available in Full HD

HD-013-KIT-ADV and
HD-113-KIT-ADV



Highlights

UHD 8.3 megapixel video with motorised zoom and 2x to 1700x magnification range for careful inspection of fine details. Powered by INSPECTIS© software with camera and lens controls and pre-calibrated optics including 16 quick access memories.

Robust stand with precise 365mm axial-travel rack & pinion for easy adjustment of focus and object distance.

Robust and durable overall design according to industry standards for hassle-free long life operation.

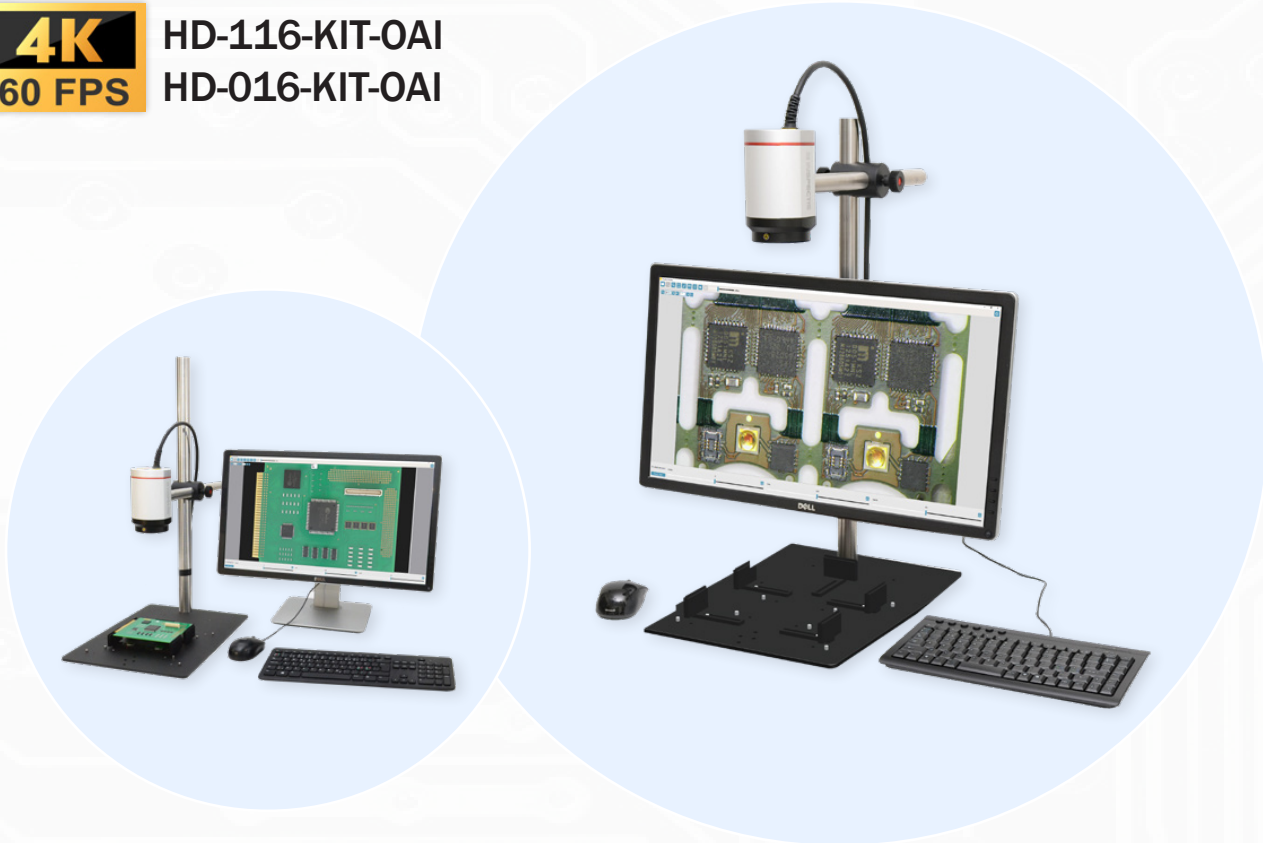
Options include ESD-protected housing and a built-in laser pointer.

System Package: OAI

Premium 4K system, pre-configured for **Overlay Assisted Inspection** with INSPECTIS© OAI software
An innovative semi-automatic inspection tool for identifying missing components, wrong polarities, misplacement and other defects on assembled PCBs, in-line as well as off-line.



HD-116-KIT-OAI
HD-016-KIT-OAI



Monitor and keyboard are illustrative and ordered separately

System configuration 4K

- Inspectis U30s or U50s LWD, 4K 2160p Digital Macroscope
- Single-arm Boom Stand, LWD, Large Base with PCB Holder
- INSPECTIS© OAI, Overlay Edit and Display Software with Built-in Camera and Lens Controls
- Inspectis 4K UHD USB or PCIe Capture Pro Device

Available in Full HD

HD-113-KIT-OAI



Highlights

Ultra High Definition 8.3 megapixel optical performance enables inspection of fine details over a large field of view.

550mm Working Distance and 670mm Field of View allows inspection of large size PCB:s.

Extensive comparison and overlay tools with timer-controlled interval display enables easy detection of defects and errors.


Configurable as post-production or in-line inspection system together with XY-travel stands and stages.

System Package: LWD

Premium imaging quality featuring Long Working Distance and Large Field of View. Available in two industrial grade models with 550mm or 1200mm working distances. Ergonomic design with unobstructed view of the monitor.

4K
60 FPS

HD-116-KIT-LWD
HD-016-KIT-LWD



HD-013-KIT-LWD
HD-113-KIT-LWD

1080p
FULL HD



Monitor is illustrative and ordered separately

System configuration 4K

- Inspectis U30s or U50s LWD, 2160p Digital Microscope
350-550mm Working Distance
- Single-arm Boom Stand, LWD, ESD-Protected
- Remote Camera Control with Advanced Adjustments
- RingLight White LED incl. Diffuse and Transparent Filters

System configuration FHD

- Inspectis F30s or F35s LWD, 1080p Digital Microscope
350-550mm Working Distance
- Single-arm Boom Stand, LWD, ESD-Protected
- Remote Camera Control with Advanced Adjustments
- VESA Monitor Holder for LWD Boom Stand

Highlights

Ultra High Definition (4K) 8.3 megapixel camera with motorised zoom and auto-focus for inspection of fine details. 550mm working distance and 700mm field of view with outstanding optical performance for inspection of large objects. Advanced remote control console with memory presets and foot switch output for hand-free control of camera and lens.

VESA holder attached to the stand post provides an ergonomic position for operator with unobstructed view to the monitor.

Options include XY-floating board, digital video/image capture, antistatic housing and a built-in laser pointer.

System Package: XM

Robust high-resolution 4K digital inspection system for Optical Inspection at higher magnifications, Measurements, Documentation and Reporting and of fine details like stents, micro mechanics, microelectronics or other applications requiring accurate inspection.

4K
60 FPS

HD-116-KIT-XM
HD-016-KIT-XM



HD-113-KIT-XM

1080p
FULL HD



Monitor illustrative and ordered separately

System configuration 4K

- Inspectis U50s or U30s 4K Digital Microscope
- Inspectis Slider-Plate stand, 90 degrees view Angle
- Inspectis Remote Camera Control with Knob Drive
- Inspectis RingLight White LED with detachable diffuser

System configuration FHD

- Inspectis F35s, FHD Digital Inspection, 35x zoom
- Inspectis Slider-plate stand, 90 degrees view Angle
- Inspectis Remote Camera Control with Knob Drive
- Inspectis RingLight White LED with detachable diffuser

Highlights

Superior image quality with X-slider plate for precise lateral movement of the inspection object under the microscope. Knob-drive camera and lens control console for quick and easy adjustment of the magnification, brightness and zoom.

Compact & robust stand design with axial adjustment and course/fine focusing requiring minimum working space.

Built-in precision sliding plate with 4 rows of mounting holes for fixing your own custom jig tools.

Configurable with integrated 15.6" 4K monitor (4K/30 fps) and with INSPECTIS© software.

Powered by INSPECTIS® software

Inspectis systems are all powered by INSPETIS® software featuring video streaming, camera control, image processing, capture, measurement, analysis, and reporting.

INSPECTIS® is supplied in five functionality levels, Basics Subscription, Basics, Pro, ProX, and OAI.

Advanced tools for direct camera and lens control, distortion control, zoom tracking, focus stacking, 16 memory presets, drawings and notes, image overlay and comparison, DXF-import, time lapse video recording, data export, and report generator are provided based on software level.

The screenshot displays the INSPECTIS software interface with a central image of a metal part. The interface includes a top menu bar (File, Help), a toolbar with icons for capture, save, and zoom, and a main workspace with a measurement table and various toolbars. The measurement table shows the following data:

Tool	Parameter	Value	Units
1: 01	Diameter	5	mm
2: 01A	Area	19.63	mm ²
3: 02	Diameter	12.24	mm

Callout boxes identify the following features:

- Image/Video/Audio Capture
- Memory Save and Recall
- Focus Stacking
- File System & Measurement Table
- Overlay and Comparison
- Report Generator
- Camera & Lens Controls
- Time lapse Video Record
- Measurements & Annotations
- Software Status Bar
- Magnifications
- Calibration
- Software Preferences
- Camera Control
- Lens Distortion Control
- Device Control
- QR & Barcode reader
- Image & File Thumbnails
- Image Control
- Automatic Counting

With its intuitive icon-based user interface and powerful video processing engine INSPECTIS® reduces the time for optical inspection

System Package: Capture


For optical inspection, quality control and image/video capture without computer.

Full HD performance with high frame rate and true colors.

Still image and digital video capture on USB flash memory.

1080p
FULL HD

HD-013-KIT-CAP
HD-113-KIT-CAP



System configuration

- Inspectis F30s (F35s) Full HD 1080p Digital Microscope
- Single-arm Boom Stand
- Single-Spot LED matrix light with gooseneck
- Full HD External Image Capture and Video Recorder
- Full HD LCD monitor, 23"-24"

Available in 4K

HD-016-KIT-CAP



Highlights

Cost effective FHD 60 fps resolution with motorised 30:1 zoom optics, auto-focus and video/image capture on flash memory.

1.9x to 56x on-screen magnification and 270mm to 9.3mm field of view range fits to most PCB inspection requirements.

Single-spot LED matrix light with gooseneck arm providing reflection free oblique illumination.

Excellent cable management allows keeping working bench clean and free.

System Package: Soft

For optical inspection, image/video capture and documentation directly in the computer.

Full HD performance with high frame rate video streaming via USB3.0 interface.

Upgrade with INSPECTIS© Pro for measurements, image comparison, overlay and reporting.

1080p
FULL HD

HD-013-KIT-SOFT
HD-113-KIT-SOFT



Monitor and keyboard are illustrative and ordered separately

System configuration Full HD

- Inspectis F30s (F35s) Full HD 1080p Digital Microscope
- Single-arm Boom Stand
- Single-Spot LED matrix light with gooseneck
- INSPECTIS© Basics software with USB3.0 Capture device

Available in 4K
HD-016-KIT-SOFT

4K
ULTRA HD

Highlights

Cost effective Full HD 60 fps resolution with motorised 30:1 zoom optics, auto-focus and plug & play USB3.0 interface. Powered by INSPECTIS© software with pre-calibrated zoom tracking, 16 memories and direct camera and lens controls.

Single-spot LED matrix light with gooseneck arm providing reflection free pure white oblique illumination.

Excellent cable management allows keeping working bench clean and free.


System Packages: All-in-One

Plug & play, reliable and cost effective digital inspection system with motorised zoom, auto focus, integrated illumination, and on-board controls.

4K or Full HD image performance with high frame rate video can be directly connected to a monitor via HDMI or to a computer via high-speed USB3.0 or PCIe interface.



HD-015-KIT-CAP
HD-015-KIT-SOFT



System configuration 4K

- Inspectis U30 (U10) Ultra HD 2160p Digital Inspection Microscope, x30 zoom with built-in illumination, on-board controls and rigid integrated stand
- INSPECTIS© Basics with USB3.0 Capture (KIT-SOFT)
- 4K or FHD Image Capture and Video Recorder (KIT-CAP)
- 4K or FHD LCD monitor, 27"-28" (KIT-CAP)

Available in Full HD

HD-012-KIT-CAP
HD-012-KIT-SOFT
HD-112-KIT-CAP
HD-112-KIT-SOFT



Highlights

Robust, industry standard all-aluminium integrated stand with on-board camera and lens controls.

4K or FHD video with motorised 30:1 zoom optics, auto-focus and plug & play HDMI and USB3.0 interface.

Built-in LED matrix light with incident angle adjustment providing reflection free oblique illumination.

Configurable as system packages SOFT with INSPECTIS© software or CAP with image/video capture and monitor.

Video Microscopes: AHD/USB

A range of video cameras that are configurable with different first-class optics and built-in lighting to meet a diverse range of inspection tasks whether stationary, mobile or machine integrated. Available with USB interface or Analog HD (AHD) for direct display of the live image on a monitor.

**1080p
FULL HD**



**SUPER SPEED
CERTIFIED
USB**



Typical System configuration

- Inspectis AHD Video Microscope with 100x lens, 2MP,
- Slider plate Stand
- Full HD 12" monitor

UVC version with INSPECTIS© Android APP for mobile Inspection and image capture



Highlights

Analog HD (AHD) with low-latency video that provides a live view of the object during inspection without the use of a computer.


Available with USB3.1 or UVC image sensor and INSPECTIS© APP for mobile applications using tablets and smart phones.

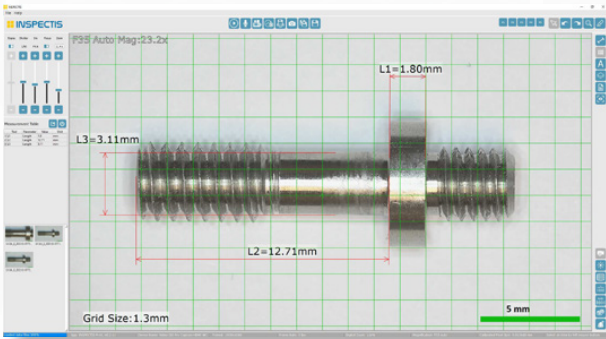
Configurable with different optics for 1.3mm to 23mm field of view (~300x to ~20x magnification on screen).

Equipped with UNC 1/4"-20 standard camera mount for custom mounting.


Configurable with or without built-in lighting.

Digital Microscopes for Modern Optical Inspection Tasks






Mechanical part with measurements in INSPECTIS® ProX



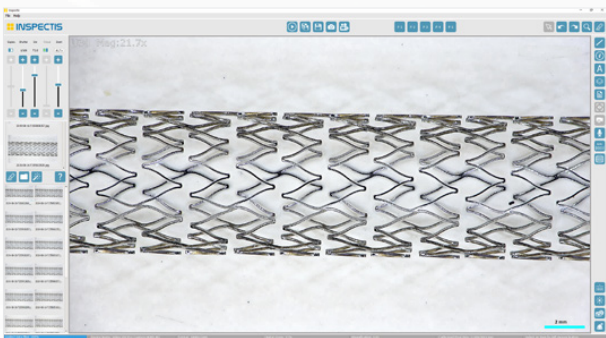
Electronics PCB captured in INSPECTIS® Basics



PCB with conformal coating, illuminated by UV ring light




Cabbage seeds, illuminated with white ring light



Stent, illuminated by diffuse ring-light in INSPECTIS® OAI



Resistor, focus stacked in INSPECTIS® ProX



Die, illuminated by ring-light in INSPECTIS®



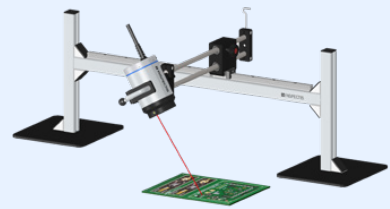
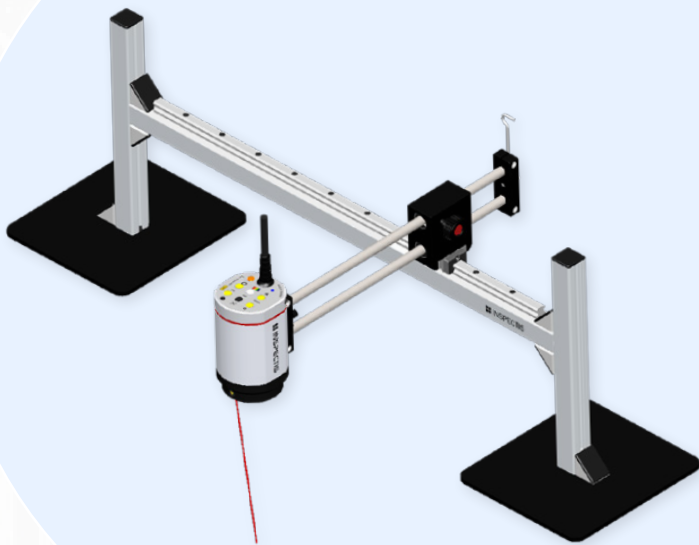
Weld bead inspection and measurements with INSPECTIS®

System Package: Bench-top XY-Travel

Bench-top imaging system with precise XY motion for inspection of large objects. The 4K digital microscope offers premium image quality and on-board controls.



Custom defined lengths & configurations



Basic System configuration 4K

- Inspectis U30s (U10s) Ultra HD 2160p Digital Microscope
- XY-travel Stand, Table-top (custom-made X- and Y-lengths)

Available in Full HD



Highlights


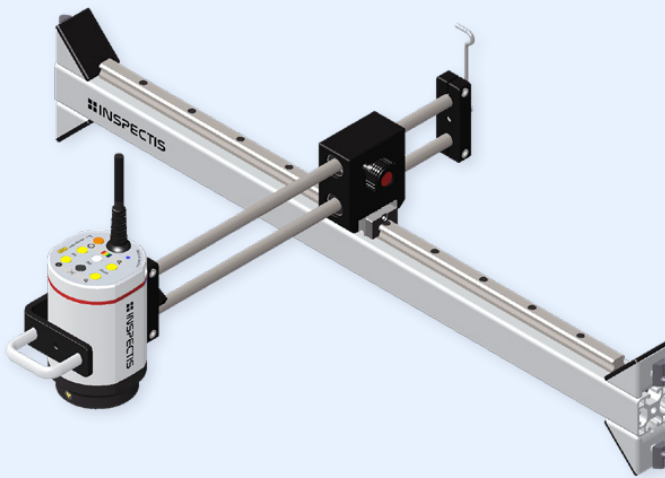
- Ultra High Definition (4K) 8.3 megapixel images for reliable inspection of fine details.
- Robust XY translation system for precise, smooth and non-contact moving of digital microscope over inspection object.
- Optional 4-direction tilt unit enables side-view inspection of components and solder joints.
- Compound HDMI and signal cable design offers excellent cable management.
- Options include ESD-protected housing, built-in laser pointer, and remote control consoles.

System Package: In-line XY-Travel

In-line 4K imaging system with smooth and precise XY motion for installation in commonly used industrial racks



Custom defined lengths & configurations



Basic System configuration 4K

- Inspectis U30s (U10s) Ultra HD 2160p Digital Microscope
- XY-travel Stand, In-line (custom-made X- and Y-lengths)

Available in Full HD



Highlights

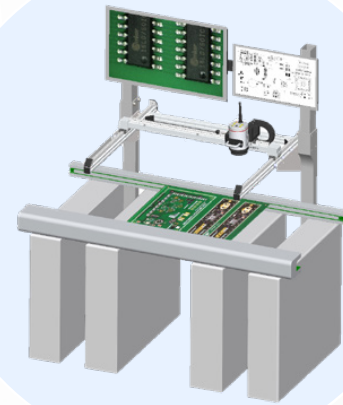

- Ultra High Definition (4K) digital microscope for ergonomic and reliable optical inspection in SMT assembly lines.
- Robust XY translation system for precise and smooth moving of digital microscope over conveyor belts.
- Optional 4-direction tilt unit enables side-view inspection of components and solder joints.
- Compound HDMI and signal cable design offers excellent cable management.
- Options include ESD-protected housing, built-in laser pointer, and remote control consoles.

System Package: Compact XY-Stage

Bench imaging system with precise XY motion for inspection of large PCBA panels.
4K digital microscope with premium image quality and advanced controls



Custom defined lengths & configurations



Basic System configuration 4K

- Inspectis U30s (U10s) Ultra HD 2160p Digital Microscope
- Compact XY-Stand, Table-top (custom-made X- and Y-lengths)

Available in Full HD



Highlights

Robust XY stage for precise movement of the digital microscope over the inspection object in-line or off-line.

Ultra High Definition (4K) with 30:1 zoom and auto focus for reliable inspection of fine details.

Optional 4-direction tilt unit enables side-view inspection of parts, components and solder joints.

Excellent cable management with long-life compound cable design and cable chain.

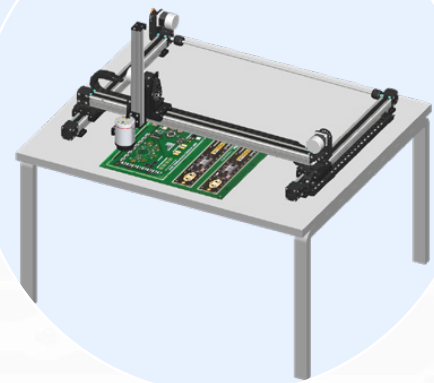

Options include remote control consoles, ring-light, and INSPECTIN© software.

System Package: Motorised XYZ-Stage

Bench imaging system with precise motorised XY motion for inspection of large PCBA panels.
4K digital microscope with premium image quality and advanced controls



Custom defined lengths & configurations



Basic System configuration 4K

- Inspectis U30s (U10s) Ultra HD 2160p Digital Microscope
- Motorised XY/XYZ Stage System (custom-made XYZ-lengths)
- Motion Control Software

Available in Full HD



Highlights


Robust XYZ motorised stage for precise movement of the digital microscope over the inspection object.
Ultra High Definition digital microscope with 30:1 zoom and auto-focus for reliable optical inspection.
Optional 4-direction tilt unit for side-view inspection of parts, components and solder joints.
Excellent cable management with long-life compound cable design and cable chain.
Options include API for advanced motion control, ring-light, and INSPECTIN© software.

BGA Inspection Systems


Premium imaging quality for fast and flexible inspection, measurement and documentation of hidden solder joints of BGA, μ BGA, FlipChip, CSP, CGA and SMD components.



BGA-002



Hand operated
BGA-003



Monitor and keyboard are illustrative and ordered separately

System configuration ProX

- High-resolution 5.0MP digital inspection system with super-speed USB3.0 interface
- Interchangeable 90° varifocal lens with integrated stereo lighting for side-view BGA inspection
- Fibreoptics & Microprism background illumination unit with high-power LED light source
- Stand with Soft-touch and built-in $\pm 90^\circ$ pivoting
- Precision XY-stage with quick-feed micrometer drives
- INSPECTIS© BGA image capture and measurement software

Available as:

System package **Basics** BGA-001
System package **Light** BGA-003

Highlights

High resolution 5.0MP image sensor, high frame rate and superior image quality down to 100 microns stand-off. Standard probe 1.8mm tip thickness (6.6x1.0mm footprint) and small size 1.5 thickness (6.0x0.8mm footprint).

Dual Fibreoptics & Microprism background light with high power white LED and electronic dimmer.

Stand with built-in Soft-touch mechanism and $\pm 90^\circ$ pivoting bracket.

Powered by INSPECTIS© ProX BGA Inspection, measurement, analysis, documentation and reporting software.

Inverted Digital Microscopes

All-in-one Inverted Digital Microscope with 4K image quality, motorised zoom, auto-focus, and built-in large-aperture soft illumination.


Powered by INSPECTIS© software for analysis, measurements, documentation and reporting

4K
ULTRA HD

HD-250



Underneath-table mount
with full coverage glass



Monitor and keyboard are illustrative and ordered separately

System configuration DIM-U

- DIM-U, Inspectis boxed Inverted microscope 8.3MP Ultra HD with 7.5-196x on-screen magnification, 26x zoom, auto-focus and large aperture LED RingLight
- INSPECTIS© Basics image view and capture software with built-in camera and lens controls
- 4K USB Pro Capture device
- Hardened glass windows (5 pcs kit)
- Dust Cover for the instrument

Available in Full HD
HD-240

1080p
FULL HD

Highlights

All-included, plug & play, boxed digital microscope with pre-calibrated optics and built-in incident light for maximum ease of use. Optional bright-filed transmitted illumination for edge enhancement of objects and inspection of semi-transparent samples. High resolution optical system with 30:1 motorised zoom, fast auto-focus and aperture control for outstanding image quality. Robust extruded aluminium housing with steel base-plate and stainless-steel top-plate for highest stability. Powered by INSPECTIS© software with direct camera and lens controls, measurement tools and data export.



 **INSPECTIS**

Quality of Inspection

BGA Inspection Accessories



BGA-008-XM, Inspectis Digital Microscope, 5MP, USB3.0, XM



BGA-006, Interchangeable 90° side-view optical probe, standard size
 BGA-006-XM, Interchangeable 90° side-view optical probe, standard size, XM
 BGA-007, Interchangeable 90° side-view optical probe, small size
 BGA-007-XM, Interchangeable 90° side-view optical probe, small size, XM



BGA-014, Interchangeable fiber brush-light probe (spare part)



DM-010, Interchangeable 8-80x top-view varifocal lens with built-in LED-light



HD-051, USB Foot switch for INSPECTIS Software 1-pedal



HD-036, Bench-top holder for Digital Microscope



DM-012, Precision XY-stage with antistatic mat and magnetic pegs



BGA-015, Stand with Rack & Pinion, soft-touch and pivoting bracket for BGA



BGA-018, Aluminium Carrying Case for digital microscope, BGA lens and illumination



BGA-017, Flight Case with foam inlay for BGA ProX inspection system equipment

DIM Accessories




HD-139, Nikon NIS Elements D software for Weld Analysis (Nikon Metrology item numbers may be used)



INSPECTIS® ProX
Image Capture and Metrology software

HD-133, INSPECTIS® ProX Image Capture, Metrology, Utility and reporting software



HD-130, 4K UHD PCIe Capture Device



HD-241, Hardened glass windows (5 pcs kit)



HD-245, Low-friction screen protector for glass window (5 pcs kit)



HD-258, Benchtop Full Coverage Glass



HD-242, Metallic window plate with circular aperture



HD-243, Calibration Micrometer Scale, 50mm, Div 1.0mm
 HD-244, Calibration Micrometer Scale, 50mm, Div 1.0mm with accredited certificate (UKAS)



HD-249, Light cover for WELDinspect



HD-257, Underside bracket for DIM, table mount




HD-248, Flight Case with foam inlay for digital inverted microscopes

Stands & Mounts




Stages, Controls & Cases




HD-060, Single-arm Boom Stand
HD-060-E, Single-arm Boom Stand, ESD-protected



HD-061, Single-arm Boom Stand XY-tilt module and Rack & Pinion Focusing Adapter



HD-060-EXT, Single-arm Boom Stand, 500mm WD
HD-060-E-EXT, Single-arm Stand, 500mm LWD, ESD-protected
HD-060-LWD-LB-E, Single-arm Stand, LWD with PCB holder ESD-protected
HD-060-LWD-HD-E, Single-arm Boom Stand, LWD, Heavy Duty Base, ESD-Prot.



HD-071, Double-arm Boom Stand, Light
HD-071-E, Double-arm Boom Stand, Light, ESD-protected
HD-070, Double-arm Boom Stand with Heavy-Duty Base




HD-080, Articulated-arm Boom Stand with Bench-top Clamp
HD-081, Articulated-arm Stand 3-axis with Bench-top Clamp
HD-081-H 3-axis Articulated-arm Heavy-duty Stand with Bench-top Clamp




HD-090, Rack & Pinion Fine Focusing module, Standard
HD-090-CF, Rack-&Pinion Focusing module, Coarse/Fine
HD-091, Rack-&Pinion Focusing module, Coarse/Fine motion for XY- and double-rod boom stands



HD-210, Track stand with focusing WD 35-410mm
HD-210-LB-E, Track stand, Large Base with focusing WD 35-410mm, ESD-Protected Base



HD-170, XY-travel Stand, In-Line
HD-180, XY-travel Stand, Table-top



HD-028, XY Floating Board
HD-028-L, XY Floating Board with Position Lock
HD-184, Precision XY-stage 50x50mm travel with micrometer drives and magnetic pegs



HD-029, Tilt Board
HD-150, Tilt Board with Telescopic Height Adjustable
HD-050, Telescopic Height Adjustment Table



HD-128, Magnetic pegs (4x kit)



HD-020, Remote Camera Control with Advanced Adjustments
HD-020-L, Remote Camera Control with Advanced Adjustments and LP control
HD-200, Remote Camera Control with Knob Drive
HD-200-MEM, Remote Camera Control, Knob Drive, programmable with 7 memories
HD-201, Remote Camera Control PC software including Com. Cable




HD-027, Foot switch for camera control (2 pedals)



HD-020-C, Extension Cable (1.0m) for Remote Camera Controls



HD-040, Aluminum Carrying Case
HD-111, Flight Case, Trolley-type for Inspectis U, F and C-type equipment



HD-380/HD-390, Inspectis Compact XY-travel Stand, In-Line/Bench-top
HD-390/HD-400, Inspectis Motorised XY-/XYZ-travel Stand



HD-172, Rack & Pinion Focusing module for XY-travel stands, Coarse/Fine
HD-171, 4-direction Tilt Unit for Inspectis Stands
HD-173, Camera handle grip for XY-stands
HD-181, Z-movement bracket for XY-travel Stands



Lenses, Lights & Monitors

Software & Image Capture



- HD-036, Macro lens +1 diopter, 67mm (singlet)
- HD-037, Macro lens +2 diopter, 67mm (singlet)
- HD-037-A, Macro lens +2 diopter, 67mm (achromatic)
- HD-038, Macro lens +3 diopter, 67mm (achromatic)
- HD-039, Macro lens +5 diopter, 67mm (achromatic)
- HD-123, Macro lens +10 diopter, 67mm (achromatic)
- HD-142, High Magnification lens +28 diopter, 67mm
- HD-143, High Magnification lens +56 diopter, 67mm
- HD-067, Lens protection filter, 67mm



HD-024-B, RingLight White LED with detachable diffuser



HD-024-P-U, Polarization filter set for Ring Light, 67mm



HD-025, RingLight UV LED



HD-125, Single-Spot LED Matrix Light with Gooseneck
HD-126, Double-Spot LED Matrix Light with Gooseneck



HD-127, Universal LED Backlight with intensity adjustment control



HD-104, 27"-28" 4K LED monitor (for U models)
HD-101, 24" Full HD LCD monitor (for F and C models)
HD-103, 22" Full HD LCD monitor (for F and C models)



HD-106, 14" 4K LED Monitor with VESA mount (for U models)
HD-107, 15.6" 4K LED Monitor with VESA mount (for U models)



HD-102, Inspectis 12" Full HD LCD monitor with post bracket for Inspectis Stands (for F and C models)



HD-043, 4K HDMI USB3.0 Pro Capture with INSPECTIS® Basics software
HD-044, 4K HDMI USB3.0 Pro Capture with INSPECTIS® Pro software
HD-044-PX, 4K HDMI USB3.0 Pro Capture with INSPECTIS® ProX software



HD-031, Full HD HDMI USB3.0 Capture with INSPECTIS® Basics software
HD-032, Full HD HDMI USB3.0 Capture with INSPECTIS® Pro software
HD-032-PX, Full HD HDMI USB3.0 Capture with INSPECTIS® ProX software



HD-131, INSPECTIS® Basics Image view and Capture software with Built-in Camera Controls



HD-132, INSPECTIS® Pro Image view, Capture and Metrology software with Built-in Camera Controls



HD-133, INSPECTIS® ProX Image view, Capture, Metrology, Utility and reporting software with Built-in Camera Controls



HD-134, INSPECTIS® OAI, Overlay Edit and Display Software with Built-in Camera Controls



HD-130, 4K30 UHD PCIe Capture Device
HD-130-LT, 4K60 UHD PCIe Capture Device with loop through
HD-120-P, 4K30 HDMI USB3.0 Pro Capture device
HD-120-P60, 4K60 HDMI USB3.2x2 Pro Capture device
HD-033, Full HD HDMI USB3.0 Capture Device



HD-140-U, 4K Image Capture and Video Recorder for U microscopes
HD-140-F, Image Capture and Video Recorder for F microscopes



HD-042, SDK package for U and F series Digital Microscopes
HD-035, Inspectis USB communication Cable



HD-051, USB Foot switch for Inspectis Software 1-pedal
HD-052, USB Foot switch for Inspectis Software 3-pedal

Performance

The Inspectis visual inspection systems feature cutting edge UHD digital imaging technology equipped with high resolution motorised zoom lens, pre-calibrated optics and swift precise auto-focus. We design, manufacture, and deliver carefully specified optical systems with outstanding performance, made from durable, high-quality materials to ensure they are fit for purpose and have a long life in real working environments.

Quality

Our quality management system is certified to **ISO 13485:2016** and **ISO 9001:2015**, and designed to ensure that all products are fit for their intended purpose, meet the required specifications for quality and safety and comply with regulatory requirements and marketing authorisation.

Support

We are committed to being your strategic partner for digital optical inspection systems and be recognized as the technology leader that provides the highest standards of pre and after sales support. From the moment you engage with us and order an Inspectis product, you can be confident of receiving the best possible assistance including product training, software upgrades and help in the unlikely event of something going wrong.



Reseller



 **INSPECTIS**

Quality of Inspection

Inspectis Optical Systems
Stockholm, Sweden

www.inspect-is.com
info@inspect-is.com