









## Configurable, Ergonomic Optical Inspection Systems

Industrial build quality with premium imaging, a wide zoom range and large working distance for fast and flexible visual inspection, analysis, measurements and documentation.

The Inspectis visual inspection systems feature the cutting edge 4K digital camera technology equipped with high resolution motorised zoom lens and fast precise auto-focus.

# Inspectis Systems

Which Digital Microscope is most suitable for your task?

Technology	Products	Resolution Frame Rate	Keynote	LWD Version	Most Suitable for
	U50s	@ 3840x2160 8.3.0Mp 60 fps	Ultimate 4K 60fps performance for exceptional demands	Available	All the benefits of 4K inspection plus lag free video when viewing fast moving objects. U50s series features 60 frames per second video streaming, higher sensitivity, higher dynamic range and greater zoom range (50:1) with more magnification. A universal solution, perhaps the only version you will ever need.
	U30, U30s U10, U10s	@ 3840x2160 8.3.0Mp 30 fps	Universal first choice for the majority of inspection tasks	Available	Virtually all tasks will be better using 4K, which gives higher resolution and better measurement accuracy than FHD. First choice when inspecting 0402 components or smaller.
	F40s, F40 F35s, F35	@ 1920x1080 2.1Mp 60 fps	Top FHD performance Low cost	Available	General inspection and quality control tasks where small details are less important. Live working tasks such as rework soldering.
	C12s, C12	@ 1280x720 1Mp 60 fps	Low cost All-in-one built-in SD-card image capture	Not Available	Simple plug-and-play instrument delivering sharp, punchy images.
	USB Digital Microscope	@ 2592x1944 5.0Mp 60 fps	Small form factor and portable with Software & APP	Not Available	For hand-held operation or high-magnification inspection of small objects at a fix magnification. Ideal for integration into machines, flow hoods, or places with limited space.
	Analogue Full HD Video Microscope	30 fps @ 1920x1080 2.1Mp	Small form factor with analogue video	Not Available	For real-time visual inspection and assembly work at a fix magnification. Ideal for integration into machines, flow hoods, or places with limited space.


# System Package: Advanced

Robust, high-resolution 4K30 and 4K60 digital inspection system for advanced optical inspection, quality control, R&D, measurements, analysis, reporting and documentation of any object especially PCB:s and electronic components.



**HD-116-KIT-ADV**

**HD-016-KIT-ADV**



Monitor, keyboard and 360 viewer are illustrative and ordered separately

## System configuration 4K

- Inspectis U50s or U30s, 2160p 60/30fps Digital Microscope
- +10 or +5 diopter extra Lens (optional)
- White LED Ring-light incl. Diffuse and Transparent Filters
- Robust Track Stand with large Antistatic Base
- Antistatic XY-Floating Board with Magnetic Pegs
- INSPECTIS® Pro software with 4K USB Capture

## Available in Full HD

HD-115-KIT-ADV and  
HD-113-KIT-ADV



## Highlights

UHD 8.3 megapixel video with motorised zoom and 2x to 1700x magnification range for careful inspection of fine details. Powered by INSPECTIS® software with camera and lens controls and pre-calibrated optics including 16 quick access memories.

Robust stand with precise 365mm axial-travel rack & pinion for easy adjustment of focus and object distance.

Robust and durable overall design according to industry standards for hassle-free long life operation.

Options include ESD-protected housing and a built-in laser pointer.

# System Package: OAI

Premium 4K system, pre-configured for **Overlay Assisted Inspection** with INSPECTIS© OAI software  
An innovative semi-automatic inspection tool for identifying missing components, wrong polarities, misplacement and other defects on assembled PCBs, in-line as well as off-line.



**HD-116-KIT-OAI**



**HD-016-KIT-OAI**



Monitor and keyboard are illustrative and ordered separately

## System configuration 4K

- Inspectis U50s or U30s LWD, 4K 2160p Digital Macroscop
- Single-arm Boom Stand, LWD, Large Base with PCB Holder
- INSPECTIS© OAI, Overlay Edit and Display Software with Built-in Camera and Lens Controls
- Inspectis 4K UHD USB or PCIe Capture Pro Device

## Available in Full HD

HD-115-KIT-OAI  
HD-113-KIT-OAI



## Highlights

Ultra High Definition 8.3 megapixel optical performance enables inspection of fine details over a large field of view.  
Minimum 500mm Working Distance and 455mm Field of View (670mm U30s) allows inspection of large size PCB:s.  
Extensive comparison and overlay tools with timer-controlled interval display enables easy detection of defects and errors.  
Configurable as post-production or in-line inspection system together with XY-travel stands and stages.



# System Package: LWD

Premium imaging quality featuring Long Working Distance and Large Field of View.  
Available in two industrial grade models with 500mm or 1000mm working distances.  
Ergonomic design with unobstructed view of the monitor.

**4K**  
60 FPS

**HD-116-KIT-LWD**



**HD-016-KIT-OAI**

**4K**  
ULTRA HD



Monitor is illustrative and ordered separately

## System configuration 4K

- Inspectis U50s or U30s LWD, 2160p Digital Microscope  
400-500mm Working Distance (350 -550 mm U30s)
- Single-arm Boom Stand, LWD, ESD-Protected
- Remote Camera Control with Advanced Adjustments
- RingLight White LED incl. Diffuse and Transparent Filters

## Available in Full HD

HD-115-KIT-LWD  
HD-113-KIT-LWD

**1080p**  
FULL HD

## Highlights

Ultra High Definition 4K30 or 4K60 8.3 megapixel camera with motorised zoom and auto-focus for inspection of fine details.  
Minimum 500mm WD and 455mm FoV (670mm U30s) with outstanding optical performance for inspection of large objects.

Long working distance of the system provides an ergonomic position for operator with unobstructed view to the monitor.

Advanced remote control console with memory presets and foot switch output for hand-free control of camera and lens.  
Options include VESA holder for monitor, XY-floating board, digital image capture, ESD housing and a built-in laser pointer.

# System Package: XM


Robust high-resolution 4K30, 4K60 and FHD systems for Optical Inspection at high magnifications, Measurements, Documentation and Reporting and of fine details like stents, micro mechanics, microelectronics or other applications requiring accurate inspection.



**HD-116-KIT-XM**  
**HD-016-KIT-XM**



**HD-115-KIT-XM**



Monitor illustrative and ordered separately

## System configuration 4K

- Inspectis U50s or U30s 4K Digital Microscope
- Inspectis Slider-Plate stand, 90 degrees view Angle
- Inspectis Remote Camera Control with Knob Drive
- Inspectis RingLight White LED with detachable diffuser

## System configuration FHD

- Inspectis F40s, FHD Digital Inspection, 40x zoom
- Inspectis Slider-plate stand, 90 degrees view Angle
- Inspectis Remote Camera Control with Knob Drive
- Inspectis RingLight White LED with detachable diffuser

## Highlights

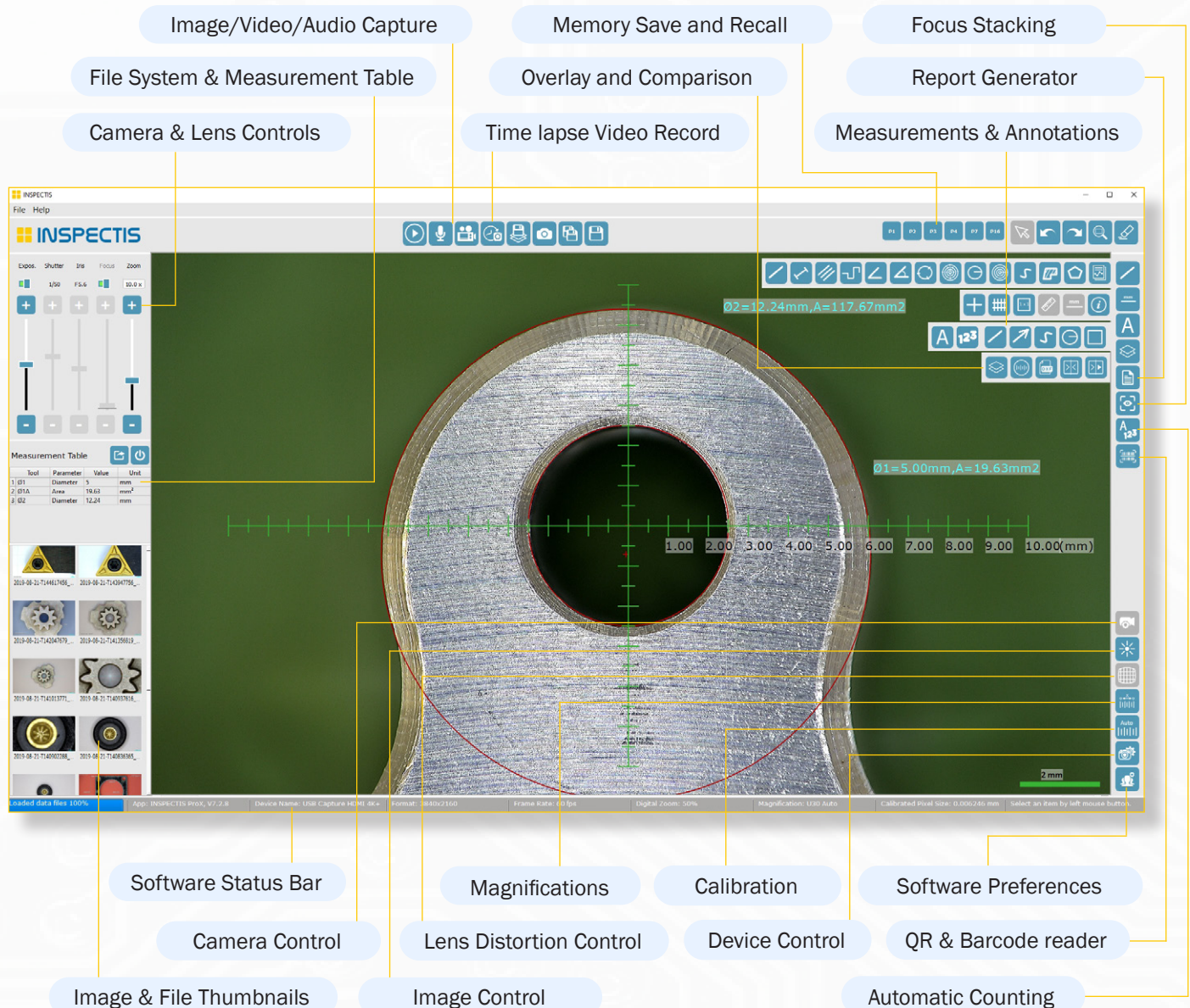
Superior image quality with slider stage for precise lateral movement of the inspection object under the microscope. Knob-drive camera and lens control console for quick and easy adjustment of the magnification, brightness and zoom. Compact & robust stand design with axial adjustment and course/fine focusing requiring minimum working space. Built-in precision sliding plate with 4 rows of mounting holes for fixing your own custom jig tools. Configurable with integrated 15.6" 4K monitor (4K/30 fps) and with INSPECTIS© software.

# Powered by INSPECTIS® software

Inspectis systems are all powered by INSPETIS® software featuring video streaming, camera control, image processing, capture, measurement, analysis, and reporting.

INSPECTIS® is supplied in five functionality levels, Basics Subscription, Basics, Pro, ProX, and OAI.

Advanced tools for direct camera and lens control, distortion control, zoom tracking, focus stacking, 16 memory presets, drawings and notes, image overlay and comparison, DXF-import, time lapse video recording, data export, and report generator are provided based on software level.



With its intuitive icon-based user interface and powerful video processing engine INSPECTIS® reduces the time for optical inspection

# System Package: Capture

For optical inspection, quality control and image/video capture without computer.  
Full HD OR 4K performance with 60fps frame rate and true colors.  
Still image and digital video capture on USB flash memory.



**HD-115-KIT-CAP**  
**HD-113-KIT-CAP**



## System configuration

- Inspectis F40s or F35s Full HD 1080p Digital Microscope
- Single-arm Boom Stand
- Single-Spot LED matrix light with gooseneck
- Full HD External Image Capture and Video Recorder
- Full HD LCD monitor, 27"-28"

## Available in 4K

**HD-116-KIT-CAP**  
**HD-016-KIT-CAP**



## Highlights

Cost effective FHD or 4K resolution with motorised zoom, swift auto-focus and built-in camera controls.  
Single-spot LED matrix light with gooseneck arm providing reflection free oblique illumination.  
FHD or 4K digital video/image capture on USB flash memory without use of computer.  
Excellent cable management allows keeping working bench clean and free.



# System Package: Soft

For optical inspection, image/video capture and documentation directly in the computer.

Full HD or 4K performance with 60fps frame rate video streaming via USB interface.

Upgradable to INSPECTIS© Pro for measurements, image comparison and overlay tools.



**HD-115-KIT-SOFT**  
**HD-113-KIT-SOFT**



Monitor and keyboard are illustrative and ordered separately

## System configuration Full HD

- Inspectis F40s or F35s Full HD 1080p Digital Microscope
- Single-arm Boom Stand
- Single-Spot LED matrix light with gooseneck
- INSPECTIS© Basics software with USB Capture device

## Available in 4K

HD-116-KIT-SOFT  
HD-016-KIT-SOFT



## Highlights

Cost effective FHD or 4K resolution with motorised zoom optics, auto-focus and plug & play USB interface.

Powered by INSPECTIS© software with pre-calibrated zoom tracking, 16 memories and direct camera and lens controls.

Single-spot LED matrix light with gooseneck arm providing reflection free pure white oblique illumination.

Excellent cable management allows keeping working bench clean and free.

# System Packages: All-in-One

Plug & play, reliable and cost effective digital inspection system with motorised zoom, auto focus, integrated stand, built-in illumination, and on-board controls. 4K/30 or FHD/60 fps video performance directly connected to a monitor via HDMI or to a computer via high-speed USB or PCIe interface.



**HD-015-KIT-CAP**  
**HD-015-KIT-SOFT**



## System configuration 4K

- Inspectis U30 Ultra HD 2160p Digital Inspection Microscope, x30 zoom with built-in illumination, on-board controls and rigid integrated stand
- INSPECTIS© Basics with USB3.0 Capture (KIT-SOFT)
- 4K or FHD Image Capture and Video Recorder (KIT-CAP)
- 4K or FHD LCD monitor, 27"-28" (KIT-CAP)

## Available in Full HD

HD-012-KIT-CAP  
HD-012-KIT-SOFT  
HD-112-KIT-CAP  
HD-112-KIT-SOFT




## Highlights

Robust, industry standard all-aluminium integrated stand with on-board camera and lens controls.  
4K or FHD video with motorised 30:1 zoom optics, auto-focus and plug & play HDMI and USB3.0 interface.  
Built-in LED matrix light with incident angle adjustment providing reflection free oblique illumination.  
Configurable as system packages SOFT with INSPECTIS© software or CAP with image/video capture and monitor.

# Video Microscopes: AHD/USB

A range of video cameras that are configurable with different first-class optics and built-in lighting to meet a diverse range of inspection tasks whether stationary, mobile or machine integrated. Available with USB interface or Analog HD (AHD) for direct display of the live image on a monitor.

**1080p  
FULL HD**



**SUPER SPEED  
CERTIFIED  
USB**



## Typical System configuration

- Inspectis AHD Video Microscope with 100x lens, 2MP,
- Slider plate Stand
- Full HD 12" monitor

UVC version with INSPECTIS© Android APP for mobile Inspection and image capture



## Highlights

Analog HD (AHD) with low-latency video that provides a live view of the object during inspection without the use of a computer.


Available with USB3.1 or UVC image sensor and INSPECTIS© APP for mobile applications using tablets and smart phones.

Configurable with different optics for 1.3mm to 23mm field of view (~300x to ~20x magnification on screen).

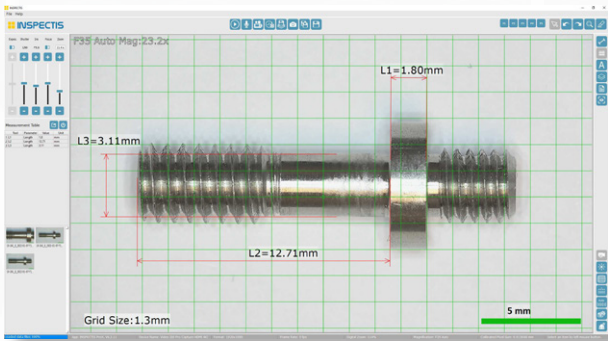
Equipped with UNC 1/4"-20 standard camera mount for custom mounting.

Configurable with or without built-in lighting.


# Digital Microscopes for Modern Optical Inspection Tasks








Mechanical part with measurements in INSPECTIS® ProX



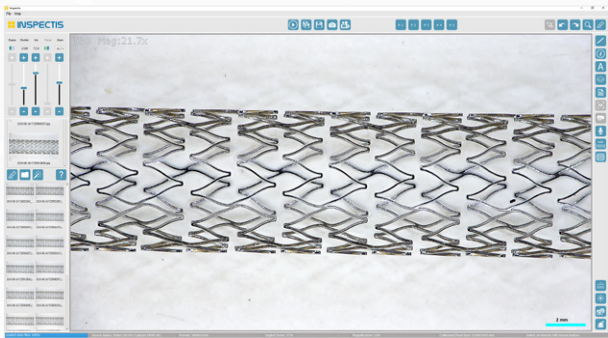
Electronics PCB captured in INSPECTIS® Basics



PCB with conformal coating, illuminated by UV ring light




Cabbage seeds, illuminated with white ring light



Stent, illuminated by diffuse ring-light in INSPECTIS® OAI



Resistor, focus stacked in INSPECTIS® ProX



Die, illuminated by ring-light in INSPECTIS®



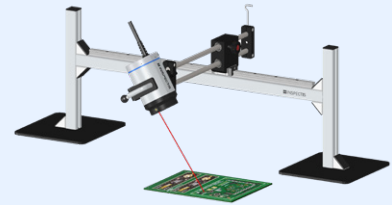
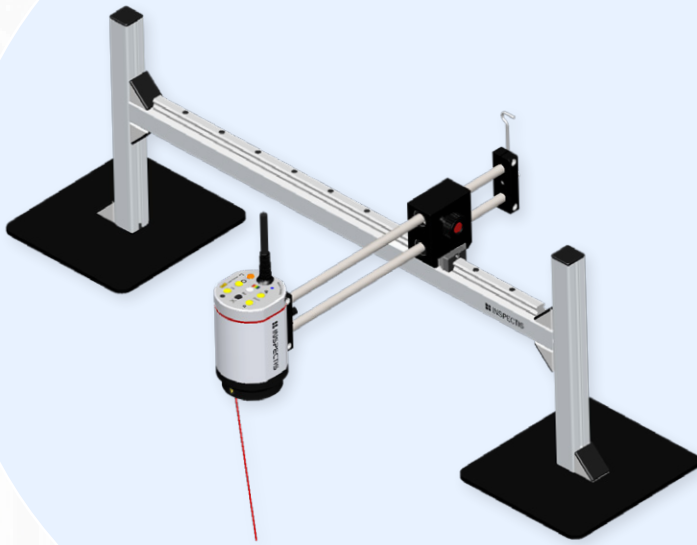
Weld bead inspection and measurements with INSPECTIS®

# System Package: Bench-top XY-Travel

Bench-top imaging system with precise XY motion for inspection of large objects.  
The 4K digital microscope offers premium image quality and on-board controls.



**Custom defined lengths & configurations**



## Basic System configuration 4K

- Inspectis U50s or U30s Ultra HD 2160p Digital Microscope
- XY-travel Stand, Table-top (custom-made X- and Y-lengths)

**Available in Full HD**



## Highlights


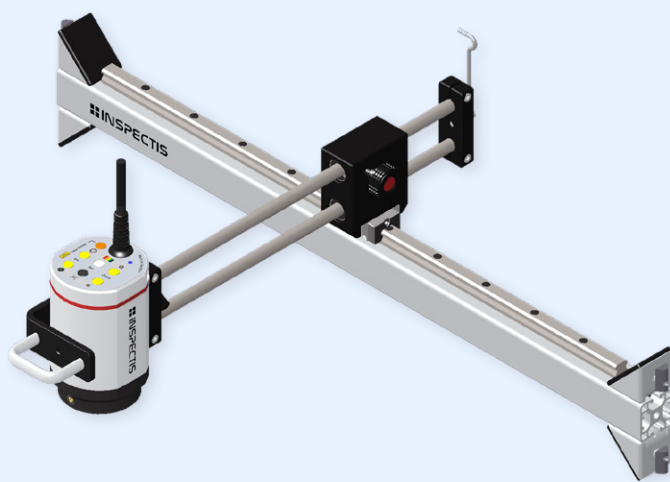
Ultra High Definition (4K) 8.3 megapixel images at 60fps or 30fps video for reliable optical inspection.  
Robust XY translation system for precise, smooth and non-contact moving of digital microscope over inspection object.  
Optional 4-direction tilt unit or 360° oblique viewer enables side-view inspection of components and solder joints.  
Compound HDMI and signal cable design offers excellent cable management.  
Options include ESD-protected housing, built-in laser pointer, extended 3m cable and remote control consoles.

# System Package: In-line XY-Travel

In-line 4K imaging system with smooth and precise XY motion for installation over conveyor systems in commonly used industrial racks.



Custom defined lengths & configurations



## Basic System configuration 4K

- Inspectis U50s or U30s Ultra HD 2160p Digital Microscope
- XY-travel Stand, In-line (custom-made X- and Y-lengths)

Available in Full HD



## Highlights

Ultra High Definition (4K) digital microscope for ergonomic and reliable optical inspection in SMT assembly lines.

Robust XY translation system for precise and smooth moving of digital microscope over conveyor belts.

Optional 4-direction tilt unit or 360° oblique viewer enables side-view inspection of components and solder joints.

Compound HDMI and signal cable design offers excellent cable management.

Options include ESD-protected housing, built-in laser pointer, extended 3m cable and remote control consoles.

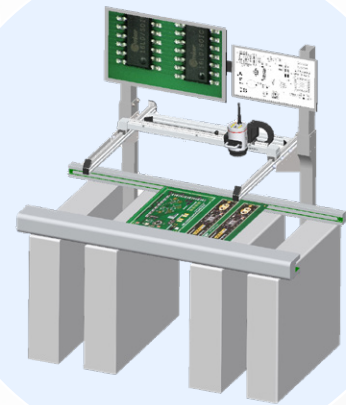



# System Package: Compact XY-Stage

Bench-top and In-line imaging system with precise XY motion for inspection of large PCBA panels.  
4K digital microscope with premium image quality and advanced controls.



Custom defined lengths & configurations



## Basic System configuration 4K

- Inspectis U50s or U30s Ultra HD 2160p Digital Microscope
- Compact XY-Stand, Table-top (custom-made X- and Y-lengths)

Available in Full HD



## Highlights

4K imaging system with smooth and precise XY motion for installation over conveyor systems or working benches.  
Ultra High Definition (4K) with 50:1 (U50s) or 30:1 (U30s) zoom and auto focus for reliable inspection of fine details.

4-direction tilt unit or 360° oblique viewer enables side-view inspection of parts, components and solder joints.

Excellent cable management with long-life compound cable design and cable chain.

Options include ESD-protected housing, laser pointer, 3m cable, ring-light, software and remote control consoles.

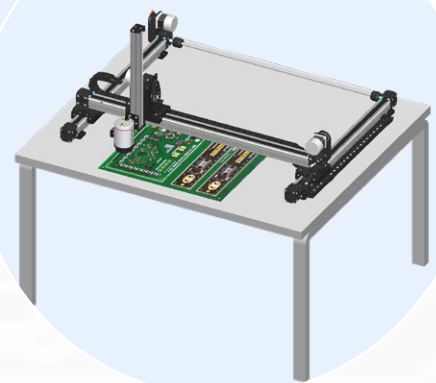



# System Package: Motorised XYZ-Stage

Bench-top or In-line imaging system with motorised XYZ motion for inspection of large PCBA panels.  
4K digital microscope with premium image quality and advanced controls.



**Custom defined lengths & configurations**



## Basic System configuration 4K

- Inspectis U50s or U30s Ultra HD 2160p Digital Microscope
- Motorised XY/XYZ Stage System (custom-made XYZ-lengths)
- Motion Control Software

**Available in Full HD**



## Highlights


Robust XYZ motorised stage for precise movement of the digital microscope over the inspection object.  
Ultra High Definition digital microscope with 50:1 or 30:1 zoom and auto-focus for reliable optical inspection.  
Excellent cable management with long-life compound cable design and cable chain.  
Options include ESD-protected housing, laser pointer, 3m cable, ring-light, software and remote control consoles.

# BGA Inspection Systems

Premium imaging quality for fast and flexible inspection, measurement and documentation of hidden solder joints of BGA,  $\mu$ BGA, FlipChip, CSP, CGA and SMD components.

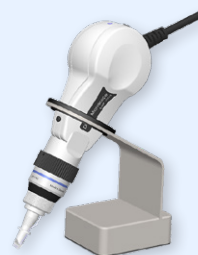


**BGA-002**



Monitor and keyboard are illustrative and ordered separately

**Hand operated**  
BGA-003



## System configuration ProX

- High-resolution 5.0MP digital inspection system with super-speed USB3.0 interface
- Interchangeable 90° varifocal lens with integrated stereo lighting for side-view BGA inspection
- Fibreoptics & Microprism background illumination unit with high-power LED light source
- Stand with Soft-touch and built-in  $\pm 90^\circ$  pivoting
- Precision XY-stage with quick-feed micrometer drives
- INSPECTIS© BGA image capture and measurement software

## Available as:

System package **Basics** BGA-001

System package **Light** BGA-003

## Highlights

High resolution 5.0MP image sensor, high frame rate and superior image quality down to 100 microns stand-off.  
Standard probe 1.8mm tip thickness (6.6x1.0mm footprint) and small size 1.5 thickness (6.0x0.8mm footprint).

Dual Fibreoptics & Microprism background light with high power white LED and electronic dimmer.

Stand with built-in Soft-touch mechanism and  $\pm 90^\circ$  pivoting bracket.

Powered by INSPECTIS© ProX BGA Inspection, measurement, analysis, documentation and reporting software.

# Inverted Digital Microscopes

All-in-one Inverted Digital Microscope with 4K image quality, motorised zoom, auto-focus, and built-in large-aperture soft illumination.

Powered by INSPECTIS© software for analysis, measurements, documentation and reporting



HD-250



Underneath-table mount  
with full coverage glass



Monitor and keyboard are illustrative and ordered separately

## System configuration DIM-U

- DIM-U, Inspectis boxed Inverted microscope 8.3MP Ultra HD with 7.5-196x on-screen magnification, 26x zoom, auto-focus and large aperture LED RingLight
- INSPECTIS© Basics image view and capture software with built-in camera and lens controls
- 4K USB Pro Capture device
- Hardened glass windows (5 pcs kit)
- Dust Cover for the instrument

Available in Full HD  
HD-240



## Highlights

All-included, plug & play, boxed digital microscope with pre-calibrated optics and built-in incident light for maximum ease of use. Optional bright-filed transmitted illumination for edge enhancement of objects and inspection of semi-transparent samples. High resolution optical system with 30:1 motorised zoom, fast auto-focus and aperture control for outstanding image quality. Robust extruded aluminium housing with steel base-plate and stainless-steel top-plate for highest stability. Powered by INSPECTIS© software with direct camera and lens controls, measurement tools and data export.



 **INSPECTIS**

Quality of Inspection



## BGA Inspection Accessories



BGA-008-XM, Inspectis Digital Microscope, 5MP, USB3.0, XM



BGA-006, Interchangeable 90° side-view optical probe, standard size  
BGA-006-XM, Interchangeable 90° side-view optical probe, standard size, XM  
BGA-007, Interchangeable 90° side-view optical probe, small size  
BGA-007-XM, Interchangeable 90° side-view optical probe, small size, XM



BGA-014, Interchangeable fiber brush-light probe (spare part)



DM-010, Interchangeable 8-80x top-view varifocal lens with built-in LED-light



HD-051, USB Foot switch for INSPECTIS Software 1-pedal



HD-036, Bench-top holder for Digital Microscope



DM-012, Precision XY-stage with antistatic mat and magnetic pegs



BGA-015, Stand with Rack & Pinion, soft-touch and pivoting bracket for BGA




BGA-018, Aluminium Carrying Case for digital microscope, BGA lens and illumination



BGA-017, Flight Case with foam inlay for BGA ProX inspection system equipment

## DIM Accessories



HD-139, Nikon NIS Elements D software for Weld Analysis (Nikon Metrology item numbers may be used)



**INSPECTIS® ProX**  
Image Capture and Metrology software

HD-133, INSPECTIS® ProX Image Capture, Metrology, Utility and reporting software



HD-130, 4K UHD PCIe Capture Device



HD-241, Hardened glass windows (5 pcs kit)



HD-245, Low-friction screen protector for glass window (5 pcs kit)



HD-258, Benchtop Full Coverage Glass



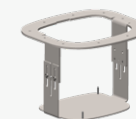
HD-242, Metallic window plate with circular aperture



HD-243, Calibration Micrometer Scale, 50mm, Div 1.0mm  
HD-244, Calibration Micrometer Scale, 50mm, Div 1.0mm with accredited certificate (UKAS)



HD-249, Light cover for WELDinspect



HD-257, Underside bracket for DIM, table mount



HD-248, Flight Case with foam inlay for digital inverted microscopes


## Stands & Mounts



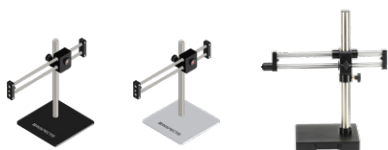
HD-060, Single-arm Boom Stand  
HD-060-E, Single-arm Boom Stand, ESD-protected



HD-061, Single-arm Boom Stand XY-tilt module and Rack & Pinion Focusing Adapter



HD-060-EXT, Single-arm Boom Stand, 500mm WD  
HD-060-E-EXT, Single-arm Stand, 500mm LWD, ESD-protected  
HD-060-LWD-LB-E, Single-arm Stand, LWD with PCB holder ESD-protected  
HD-060-LWD-HD-E, Single-arm Boom Stand, LWD, Heavy Duty Base, ESD-Prot.



HD-071, Double-arm Boom Stand, Light  
HD-071-E, Double-arm Boom Stand, Light, ESD-protected  
HD-070, Double-arm Boom Stand with Heavy-Duty Base




HD-080, Articulated-arm Boom Stand with Bench Clamp  
HD-081, 3-axis Articulated-arm Light Stand with Bench Clamp  
HD-081-H, 3-axis Articulated-arm Heavy-duty Stand with Bench-top Clamp



HD-090, Rack & Pinion Fine Focusing module, Standard  
HD-090-CF, Rack-&Pinion Focusing module, Coarse/Fine  
HD-091, Rack-&Pinion Focusing module, Coarse/Fine motion for XY- and double-rod boom stands




HD-210, Track stand with focusing WD 35-410mm  
HD-210-LB-E, Track stand, Large Base with focusing WD 35-410mm, ESD-Protected Base



HD-170, XY-travel Stand, In-Line  
HD-180, XY-travel Stand, Table-top

## Stages, Controls & Cases



HD-028, XY Floating Board  
HD-028-L, XY Floating Board with Position Lock  
HD-184, Precision XY-stage 50x50mm travel with micrometer drives and magnetic pegs



HD-029, Tilt Board  
HD-150, Tilt Board with Telescopic Height Adjustable  
HD-050, Telescopic Height Adjustment Table



HD-128, Magnetic pegs (4x kit)



HD-020, Remote Camera Control with Advanced Adjustments  
HD-020-L, Remote Camera Control with Advanced Adjustments and LP control  
HD-200, Remote Camera Control with Knob Drive  
HD-200-MEM, Remote Camera Control, Knob Drive, programmable with 7 memories  
HD-201, Remote Camera Control PC software including Com. Cable




HD-027, Foot switch for camera control (2 pedals)



HD-020-C, Extension Cable (1.0m) for Remote Camera Controls



HD-040, Aluminum Carrying Case  
HD-111, Flight Case, Trolley-type for Inspectis U, F and C-type equipment



HD-380/HD-390, Inspectis Compact XY-travel Stand, In-Line/Bench-top  
HD-390/HD-400, Inspectis Motorised XY-/XYZ-travel Stand



HD-171, 4-direction Tilt Unit for Inspectis Stands  
HD-173, Camera handle grip for XY-stands  
HD-181, Z-movement bracket for XY-travel Stands




## Lenses, Lights & Monitors



- HD-036, Macro lens +1 diopter, 67mm (singlet)
- HD-037, Macro lens +2 diopter, 67mm (singlet)
- HD-037-A, Macro lens +2 diopter, 67mm (achromatic)
- HD-038, Macro lens +3 diopter, 67mm (achromatic)
- HD-039, Macro lens +5 diopter, 67mm (achromatic)
- HD-123, Macro lens +10 diopter, 67mm (achromatic)
- HD-142, High Magnification lens +28 diopter, 67mm
- HD-143, High Magnification lens +56 diopter, 67mm
- HD-067, Lens protection filter, 67mm



- HD-041, Inspectis 360 degrees Rotating Viewer



- HD-124, RingLight White LED with diffuser and 4 Segment Control
- HD-124-LA, RingLight White LED, Large Aperture with Diffuser and Dimmer
- HD-124-WUV, Dual White & UV RingLight with Dimmer and 4 Segment Control
- HD-025-B, RingLight UV LED with Dimmer including protection glass



- HD-24-P-U, Polarisation filter set for Ring Light
- HD-124-D, Diffuser filter for Dual White & UV RingLight



- HD-125, Single-Spot LED Matrix Light with Gooseneck
- HD-126, Double-Spot LED Matrix Light with Gooseneck



- HD-127, Universal LED Backlight with intensity adjustment control
- HD-127-P, Inspectis Polarisation filter set for Backlight



- HD-104, 27"-28" 4K LED monitor (for U models)
- HD-104-FHD, 27"-28" Full HD monitor (for F)
- HD-101, 24" Full HD LCD monitor (for F and C models)
- HD-103, 22" Full HD LCD monitor (for F and C models)



- HD-106, 14" 4K LED Monitor with VESA mount (for U models)
- HD-107, 15.6" 4K LED Monitor with VESA mount (for U models)
- HD-102, Inspectis 12" Full HD LCD monitor with post bracket for Inspectis Stands (for F and C models)

## Software & Image Capture



- HD-043-60, 4K USB3.2 Gen 2x2 Capture Pro with INSPECTIS® Basics software
- HD-044-60, 4K USB3.2 Gen 2x2 Capture Pro with INSPECTIS® Pro software
- HD-044-60-PX, 4K USB3.2 Gen 2x2 Capture Pro with INSPECTIS® ProX software
- HD-134-60-4K, 4K USB3.2 Gen 2x2 Capture Pro with INSPECTIS® OAI software



- HD-043, 4K USB3.0 Capture with INSPECTIS® Basics software
- HD-044, 4K USB3.0 Capture with INSPECTIS® Pro software
- HD-044-PX, 4K USB3.0 Capture with INSPECTIS® ProX software
- HD-134-4K, 4K USB3.0 Capture with INSPECTIS® OAI software



- HD-031, Full HD HDMI USB3.0 Capture with INSPECTIS® Basics software
- HD-032, Full HD HDMI USB3.0 Capture with INSPECTIS® Pro software
- HD-032-PX, Full HD HDMI USB3.0 Capture with INSPECTIS® ProX software
- HD-134-FHD, Full HD HDMI USB3.0 Capture with INSPECTIS® OAI software



- \* -BP Upgrade INSPECTIS® software from Basics to Pro
- \* -BX Upgrade INSPECTIS® software from Basics to ProX
- \* -PX Upgrade INSPECTIS® software from Pro to ProX
- \* -OX Upgrade INSPECTIS® software from OAI to ProX



- HD-042, SDK package for U and F series Digital Microscopes
- HD-035, Inspectis USB communication Cable



- HD-051, USB Foot switch for Inspectis Software 1-pedal
- HD-052, USB Foot switch for Inspectis Software 3-pedal



- HD-130, 4K30 UHD PCIe Capture Device
- HD-130-LT, 4K60 UHD PCIe Capture Device with loop through
- HD-120-P, 4K30 HDMI USB3.0 Pro Capture device
- HD-120-P60, 4K60 HDMI USB3.2x2 Pro Capture device
- HD-033, Full HD HDMI USB3.0 Capture Device



- HD-140-U60, 4K60 Image Capture and Video Recorder for U-microscopes
- HD-140-F, FHD Image Capture and Video Recorder for F microscopes



- HD-053 Calibration Micrometer Scale, 20mm in 0.01mm Div.
- HD-054 Calibration Micrometer Scale, 20mm in 0.01mm Div. with accredited certificate (UKAS)

## Performance

The Inspectis visual inspection systems feature cutting edge UHD digital imaging technology equipped with high resolution motorised zoom lens, pre-calibrated optics and swift precise auto-focus. We design, manufacture, and deliver carefully specified optical systems with outstanding performance, made from durable, high-quality materials to ensure they are fit for purpose and have a long life in real working environments.

## Quality

Our quality management system is certified to **ISO 13485:2016** and **ISO 9001:2015**, and designed to ensure that all products are fit for their intended purpose, meet the required specifications for quality and safety and comply with regulatory requirements and marketing authorisation.

## Support

We are committed to being your strategic partner for digital optical inspection systems and be recognized as the technology leader that provides the highest standards of pre and after sales support. From the moment you engage with us and order an Inspectis product, you can be confident of receiving the best possible assistance including product training, software upgrades and help in the unlikely event of something going wrong.



Reseller

 **INSPECTIS**

Quality of Inspection

Inspectis Optical Systems  
Stockholm, Sweden

[www.inspect-is.com](http://www.inspect-is.com)  
[info@inspect-is.com](mailto:info@inspect-is.com)