




The One-Click Automated Microscope ECLIPSE LV100AMS



New Features

1. One-Click Inspection

Run everything from complex inspection routines to advanced image analysis with a single click.



2. Automated Custom Workflows

Design inspection processes optimized to meet your specific needs. Workflow customization is possible to best suit particular inspection conditions and processes.



3. Integration of Motorization, Automated Image Acquisition, and AI-Driven Analysis

The AMS integrates motorized control, automated image capture, and intelligent analysis into one seamless system — delivering consistent results with minimal operator influence.

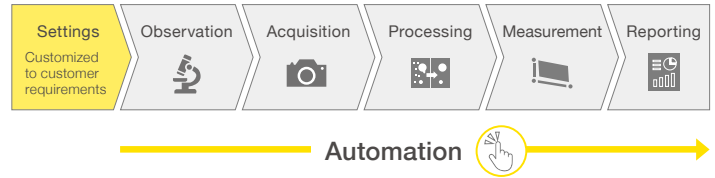


Details of New Features

1. One Click Inspection

Automates repeated operations for dramatically improved efficiency. The AMS eliminates operator-to-operator variation and minimizes human error, ensuring stable and consistent quality. The system also dramatically reduces inspection time by fully automating complex workflows.

LV100AMS workflow




2. Automated Custom Workflows

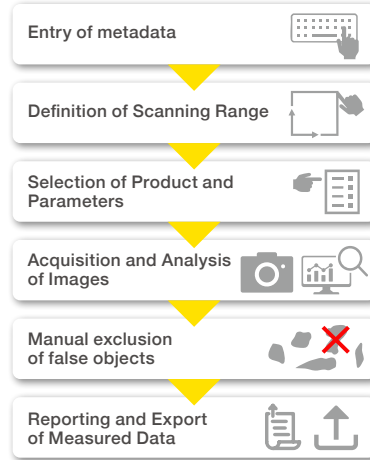
The AMS supports fully customizable, end-to-end workflows across electronics, materials science, metallurgy, manufacturing, and R&D applications.

Design dedicated workflows tailored to products and processes. The AMS enables customer-specific inspection workflows that cannot be realized with conventional microscopy.

Workflow example 1

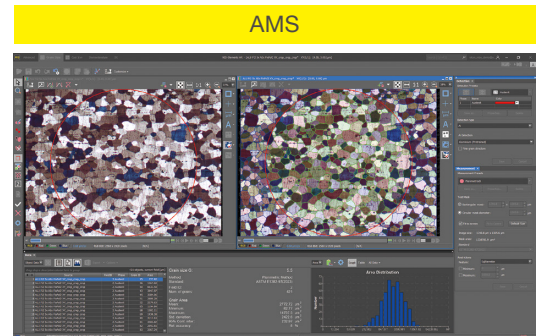


Workflow example 2



3. Integration of Motorization, Automated Image Acquisition, and AI-Driven Analysis

The AMS combines precise motorized control, fully automated image capture, and intelligent image analysis within a single system. This creates a seamless and reproducible workflow—from sample positioning to acquisition and evaluation. Compared with conventional manual microscopy, the AMS increases efficiency, minimizes operator influence, and delivers consistent analytical results.



Other Features

- 23.9 MP color camera, a motorized XY 100 x 100 mm stage, motorized Z-axis, with brightfield, darkfield, DIC, polarization, with optional fluorescence. Digital magnification up to 6700x on a 28-inch UHD display.
- Automatically generated reports with annotated images, measurements, and summary statistics for quality-assurance workflows.

Product Specifications

Microscope Setup	ECLIPSE LV100AMS				
Camera Resolution	23.9MP (6000 x 3984)				
Illumination	Episcopic / Diascopic				
Observation Methods	(Episcopic) brightfield, darkfield, polarization, DIC / Optional: fluorescence (Diascopic) brightfield, polarization, / Optional: darkfield, DIC				
Objective Lenses	TU Plan Fluor BD 5x	TU Plan Fluor BD 10x	TU Plan Fluor BD 20x	TU Plan Fluor BD 50x	TU Plan Fluor BD 100x
Resolution [µm]	2.24	1.12	0.75	0.42	0.37
Field of View [mm] H x V	2.880 x 1.912	1.440 x 0.956	0.720 x 0.478	0.288 x 0.191	0.144 x 0.096
Motorized Stage Range [mm]	100 x 100				
Dimension [mm] WxDxH	Approx. 1,000 x 800 x 760				
Maximum Sample Height [mm]	35				
Maximum Sample Mass [kg]	2				



NIKON CORPORATION
1-5-20, Nishioi, Shinagawa-ku, Tokyo 140-8601, Japan
Tel: +81 3 6743 5742
<https://industry.nikon.com/>

ISO 14001 Certified
for NIKON CORPORATION

NIKON METROLOGY EUROPE NV
Interleuvenlaan 86, 3001 Leuven, Belgium
Tel: +32 16 74 01 01
Sales.NM@nikon.com

NIKON METROLOGY UK LTD.
UNITED KINGDOM Tel: +44 1332 811 349
Sales.UK.NM@nikon.com

NIKON METROLOGY SARL
FRANCE Tel: +33 1-60 86 09 76
Sales.France.NM@nikon.com

NIKON METROLOGY GMBH
GERMANY Tel: +49 211 4544 6951
Sales.Germany.NM@nikon.com

NIKON METROLOGY, LLC
12701 Grand River Road, Brighton, MI 48116 U.S.A.
Tel: +1 810 220 4360
Sales.NM-US@nikon.com

NIKON METROLOGY - MEXICO
Sales.NM-MX@nikon.com

NIKON PRECISION (SHANGHAI) CO., LTD.
CHINA Tel: +86 21 6841 2050 (Shanghai)
CHINA Tel: +86 10 5831 2028 (Beijing branch)
CHINA Tel: +86 20 3882 0551 (Guangzhou branch)
Web.Nis@nikon.com

NIKON INSTRUMENTS KOREA CO., LTD.
KOREA Tel: +82 2 6288 1900
NIK.Sales@nikon.com

NIKON SINGAPORE PTE LTD.
SINGAPORE Tel: +65 6559 3651
NSG.Industrial-sales@nikon.com

PT. NIKON INDONESIA
INDONESIA Tel: +62 213 873 5005
PTN.Instruments@nikon.com

NIKON SALES (THAILAND) CO., LTD.
THAILAND Tel: +66 2633 5100
NST.Inst@nikon.com

IM-AMS2605EN